
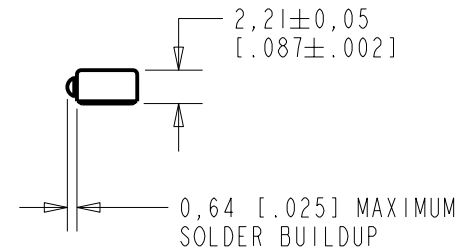
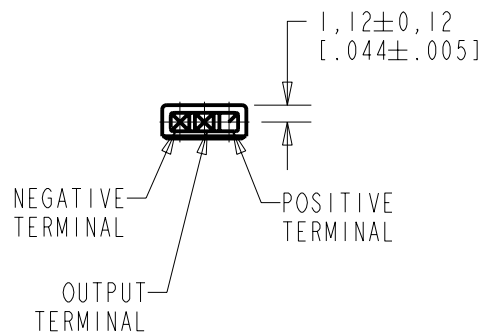


NOTE:

1. INCREASED PRESSURE AT THE SOUND INLET CAUSES A POSITIVE GOING VOLTAGE TO APPEAR AT THE OUTPUT TERMINAL, RELATIVE TO THE NEGATIVE TERMINAL.



NOMINAL WEIGHT  
.13 GRAM

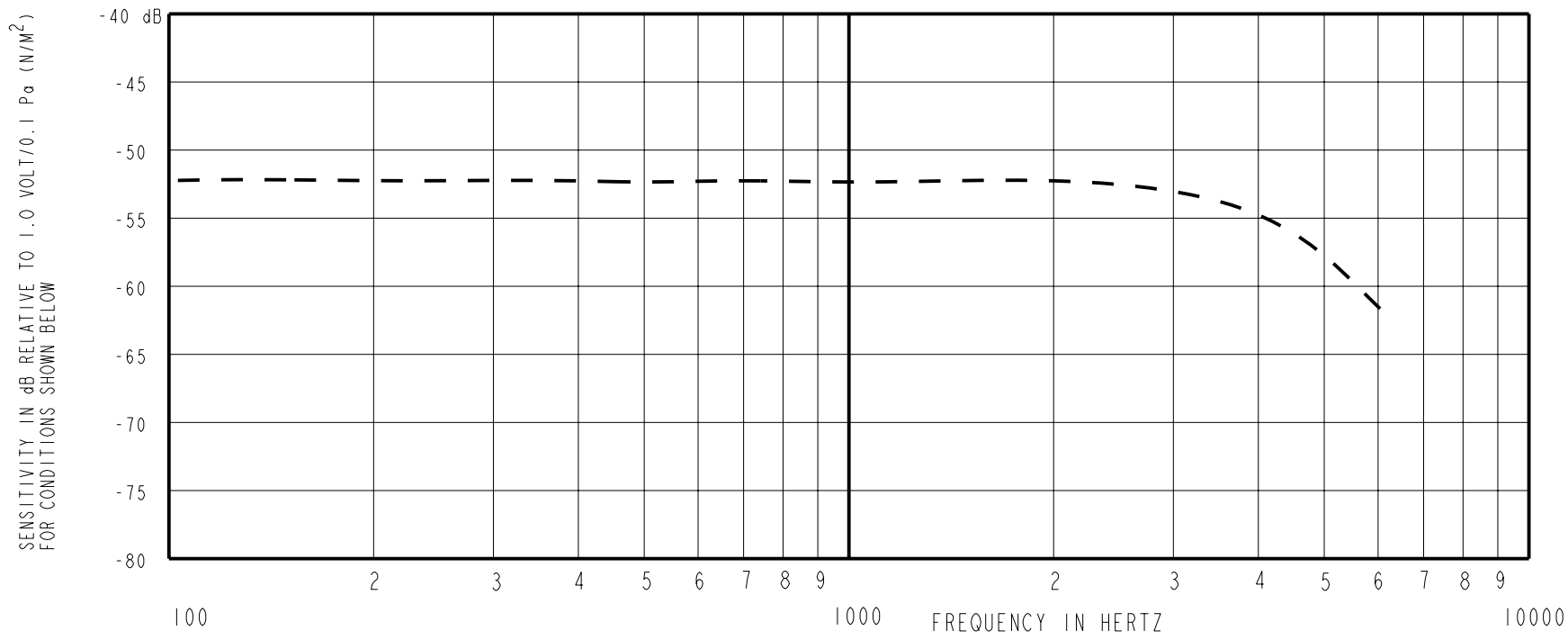
DIMENSIONS IN MILLIMETERS [INCHES]

**KNOWLES ELECTRONICS**  
ITASCA, ILLINOIS U.S.A.

Revision	C.O. #	Implementation Date	RELEASE LEVEL	REVISION
B	MI0101244	10/17/06	Released	B
A	MI0100632	06/07/05		

SCALE: 2:1		DR. BY: DMS	DATE: 06/07/05
DO NOT SCALE DRAWING			
TITLE: MICROPHONE		APP. BY: GJP	DATE: 06/09/05
OUTLINE DRAWING		NR-23160-000	DATE: 06/09/05
		SHT 1.1	

NR-23160-000  
SHT 2.1

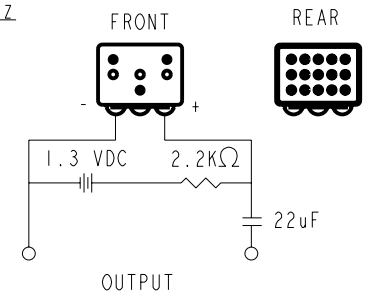


FREQUENCY	SENSITIVITY			DEVICE CONFORMITY	
	MIN.	NOM.	MAX.	RANGE OF DEVIATION FROM 1 KHz	
100	---	-52.0	---	-2.0	+2.0
1000	-55.0	-52.0	-49.0	0.0	0.0
4000	---	-55.0	---	-6.0	0.0

NOTES:

- CASE CONNECTED TO NEGATIVE TERMINAL.
- MICROPHONE TO BE FUNCTIONAL WITH 10 VDC SUPPLY.
- SENSITIVITY VALUES INDICATED ON THIS SPECIFICATION ARE VALID AT 50% HUMIDITY.
- PRESSURE DIFFERENCE SENSITIVITY TESTED WITH REAR SOUND PORT SEALED TO AIR VOLUME OF AT LEAST 0.5 CC.
- VL SPEC: 0.15 - 0.90V

DC SUPPLY	AMPLIFIER CURRENT DRAIN	OUTPUT IMPEDANCE OHMS		
		MIN.	NOM.	MAX.
1.3V	200uA MAX.	1500	2500	3500



Revision	C.O. #	Implementation Date	RELEASE LEVEL	REVISION
B	MI0101244	10/17/06	Released	B
A	MI0100632	06/07/05		

**KNOWLES ELECTRONICS**  
ITASCA, ILLINOIS U.S.A.

SCALE: 2:1	DR. BY: DMS	DATE: 06/07/05
DO NOT SCALE DRAWING	CK. BY: GJP	DATE: 06/09/05
TITLE: MICROPHONE	APP. BY: GJP	DATE: 06/09/05
OUTLINE DRAWING	NR-23160-000 SHT 2.1	